

WHEN SUPERPOWERS COLLIDE

RDF 1985™

The second scenario of the Superpowers series

RULE BOOK SUPPLEMENT

These new rules adapt the GERMANY 1985 system to the special conditions of modern desert warfare in the Persian Gulf. If you have not played GERMANY 1985, read those rules as you play your first game.

TABLE OF CONTENTS

	PAGE
INTRODUCTION	1
1.0 PLAYING THE FIRST GAME	1
• The map • Moving the cursor • Unit identification • Moving units • The Soviet move	
2.0 MOVEMENT	2
• The movement display • Air cavalry • Units in transport mode • Bridging • Terrain	
3.0 MODES	3
• Special mode rules	
4.0 THE ORDER PHASE	3
6.0 AIR POWER	3
• The air power display • Calling air strikes • Air superiority	
7.0 COMBAT	3
• Artillery damage • Retreating units	
9.0 REORGANIZATION	4
10.0 HIDDEN UNITS	4
11.0 MINES AND NUCLEAR CONTAMINATION	4
12.0 REINFORCEMENTS	4
• Naval units • Landing naval units • Naval units on shore	
13.0 VICTORY CONDITIONS	5
14.0 SPECIAL KEYS	5
15.0 GAME OPTIONS	5
• Saving the game • Restarting a game • Drop zone selection option	
• Updated Germany 1985 disk (Apple only)	
16.0 STRATEGY AND TACTICS	6
18.0 ACKNOWLEDGEMENTS	6
APPENDIX	6
• Terrain effects table • Type vs. type table	



STRATEGIC SIMULATIONS INC

INTRODUCTION TO RDF 1985

As NATO and Warsaw Pact tanks battled for control of the West German plain, an elite Soviet Para-Assault Regiment, flying at night from airfields in Soviet Central Asia, seized the strategic Saudi Arabian airfield at Dhahran. Soon huge Antonov AN-22 transport planes were landing at Dhahran, unloading T-72 tanks, BMP infantry combat vehicles, artillery, and BM-21 "Katyusha" rocket launchers. By morning, a large part of a Motor Rifle Division, veterans of desert combat in Afghanistan, was on the ground. By the end of the day, the most important Persian Gulf oilfields were in Soviet hands.

Within hours, C-141 Starlifters carrying the paratroops of the United States Rapid Deployment Force took off from their airfields in Egypt. In the United States, C-5 Galaxies began taking on cargoes of armored personnel carriers and self-propelled guns. In the Indian Ocean, a U.S. Navy task force, carrying RDF armor and helicopters, set a course for the Persian Gulf.

RDF 1985, the second of the WHEN SUPERPOWERS COLLIDE scenarios, is a battalion-level simulation of the resulting battle. The rules are essentially the same as those in GERMANY 1985. This booklet describes the exceptions and the special conditions of desert combat that apply only to RDF 1985.

If you have played GERMANY 1985, you can begin to play RDF 1985 immediately, referring to this booklet for the additional rules. The number before each rule refers to the GERMANY 1985 rulebook.

If you have not played GERMANY 1985, start by playing the following game, referring to the GERMANY 1985 rules as you go along, and noting the additions in this booklet.

1.0 PLAYING THE FIRST GAME

Follow the game-loading procedure described in GERMANY 1985.

- You will now begin a SOLITAIRE game, in which you are the American commander, and the computer plays the Soviet commander.









When the game options display appears, hit 3 twice to reduce the strength of the RUSSIAN force and to EXPOSE all the Soviet units to view.

The Russian units are already in place. Press the SPACE bar, and the game will begin with an American airdrop onto the desert.

1.1 THE MAP

Each hexagon of the 39 × 28 hex map represents 2.5 miles. On your screen, you will see one-twelfth of the total battlefield. A number or letter will tell which sector you are seeing.

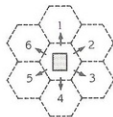
Several new symbols appear in RDF:

 L. ROUGH	 VILLAGE
 ROUGH	 TOWN
 OASIS (Also indicates cultivated land)	 OILFIELD
 SABKHAH (A salt flat common in the region)	 SEA

At the beginning of the game, all oilfields, villages, towns and airfields are RUSSIAN owned. If an American unit moves into them, they will be American owned, and the symbol will change. They can change ownership any number of times during a game. For their importance, see RDF VICTORY CONDITIONS (13.0)

1.2 MOVING THE CURSOR

To move the blinking cursor around the map, type the COMMAND KEYS pictured in the diagram at right:



1.3 UNIT IDENTIFICATION

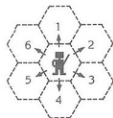
The US forces have two new unit types in RDF:



1.4 MOVING UNITS

Press ESCAPE (C-64: f1) to move the cursor to the first unit and to enter its MOVEMENT PHASE, and then use the COMMAND KEYS to move that unit.

When you've used up the movement allowance of that unit, the cursor will find the next movable unit. When you have moved all of your units, the cursor will blink. Press c/E (CONTROL and E), and then E to end your turn.



1.5 THE SOVIET MOVE

The computer will move all the Soviet units. During the Soviet Move, you can stop the computer by typing ESCAPE (C-64: f1). While the move is paused, you can use any of the SPECIAL KEYS (See 14.0).

To resume the Soviet Move, press any key.

When the Soviet Move is finished, the cursor will begin to blink, indicating that the first four-hour turn is over. Press ESCAPE (C-64: f1) to move your first unit again.

2.0 MOVEMENT

2.1 THE MOVEMENT DISPLAY

The RDF movement display shows the word SMOKE; if it is highlighted, the moving unit is in a smoke-filled hex. MN (Mine) and NC (Nuclear Contamination) are not shown, since they play no part in this scenario.

2.5 AIR CAVALRY

Air cavalry uses one Movement Point (MP) per hex. In addition to this, air cavalry units will use:

- 2 extra MPs to enter a smoke-filled hex
- 1 extra MP for each sighting enemy unit (SEU)
(2 if the air cavalry unit is in TRANS mode)
- 1 extra MP if the enemy has air superiority, and the air cavalry is in TRANS mode.

Air Cavalry units cannot enter enemy-owned oilfield, village, town or airfield hexes.

2.6 UNITS IN TRANSPORT MODE

- Can only travel through town, village and airfield hexes, or along roads.
- Cannot enter enemy-owned oilfields, towns, villages and airfields.

2.9 BRIDGING

Due to an exceptional lack of water in Saudi Arabia's rivers, no bridging is necessary in this scenario. ENGINEER units have no special functions.

2.10 TERRAIN

The effects of different types of terrain upon movement are detailed in the TERRAIN EFFECTS TABLE in the APPENDIX.

3.0 MODES

3.3 SPECIAL MODE RULES

ENGINEER units are allowed to re-organize.

No unit can enter RIVER mode.

4.0 THE ORDER PHASE

NAVAL units cannot use STRATEGIC MOVEMENT. They can only be moved with the MOVEMENT KEYS.

6.0 AIR POWER

6.1 THE AIR POWER DISPLAY

Hit c/A at any time to see an AIR POWER DISPLAY like this:

NATO : 3 : RUSSIAN : 1 : : ALC : KEYS

(A)IR SUPERIORITY : SPARE.9 : 0 : 0-9

TACTICAL AIR SUPPORT : 6 :

In this sample, the highlighted side, NATO, has three-to-one air superiority during this turn. The NATO player may allocate up to 9 SPARE POINTS toward air superiority in future turns by typing any number up to 9. The NATO player may call in up to six tactical air strikes during this turn.

6.2 CALLING AIR STRIKES

If its side has air superiority, and the AIR POWER DISPLAY shows available tactical air strikes, any unit can call for a supporting strike by:

- typing O for its ORDER phase
- typing S for SUPPORT FIRE.

If a player does not have air superiority, he cannot call for tactical air strikes during that turn.

If the US player has air superiority, he will have between 2 and 7 available air strikes. A Russian player with air superiority will have between 0-5 strikes.

6.3 AIR SUPERIORITY

- The US player has air superiority during the first two turns.
- The RUSSIAN player starts the scenario with no SPARE AIR POINTS, and he receives fewer points than the US player each turn. It will take five or six turns before he has enough to challenge the US player.

7.0 COMBAT

Russian units on coast hexes can attack or fire on US naval units, but the naval units cannot attack or fire back at them.

7.2 ARTILLERY DAMAGE

PARA units, like BMP, TANK, and APC units, suffer greater damage from artillery if they are in TRANS, ATTACK or REOR mode.

7.6 RETREATING UNITS

Naval units that are forced to retreat after combat will suffer increased losses instead.

9.0 REORGANIZATION

In addition to the normal rules the US player may use a friendly airfield instead of its HQ (whichever is closer) for reorganization purposes.

10.0 HIDDEN UNITS

PARA units will be exposed during the turn they land, even if the HIDDEN game option has been chosen. They may be hidden in later turns.

11.0 MINES AND NUCLEAR CONTAMINATION

Mines and nuclear contamination play no part in this scenario.

12.0 REINFORCEMENTS

Both sides are scheduled to receive reinforcements during the turns shown on the RDF Data Card.

- RUSSIAN reinforcements arrive at the hexes shown on the data card.
- PARA units arrive within three hexes of the drop zones selected by the computer, or by the NATO Player, if he has used the DROP ZONE PLACEMENT option. (15.6)
- PARA units cannot land on enemy-owned hexes, or on the western third of the map. (Sectors 1, 4, 7, or A)
- If a drop zone is too close to the sea or the edge of the map, PARA units may be unable to land; the error signal will sound.
- The PARA drops on Turn 3 and Turn 4 will be delayed one turn if the Russians have air superiority.

US reinforcements arriving by airplane (turns 7, 8 and 9) will land on available friendly airfields. No more than two units will arrive at any field (one unit at night). Friendly units on these airfields will hinder the landing of reinforcements. Russian air superiority will delay all air-landing reinforcements for one turn.

12.1 NAVAL UNITS

A US Naval task force, carrying reinforcements for the RDF, arrives in the Persian Gulf during Turns 12, 13 and 14.

- Naval units are moved the same way as conventional units, with the direction keys.
- At sea, Naval units cannot engage in combat, change mode, use the order phase or supply supporting fire.
- Naval units are assumed to be in TRANS Mode. Their movement is reduced if the Russians have air superiority, and by the presence of sighting enemy units.

- Russian units on coast hexes can fire on or attack US Naval units, but cannot be attacked in return.

12.2 LANDING NAVAL UNITS

To land, a naval unit must end its movement phase adjacent to the coast where it intends to land. Any unit which moves at sea cannot land until the next move.

At the beginning of the next move, the unit will be able to move ashore.

- Naval units cannot land on enemy occupied hexes or enemy-owned town or village hexes.

12.3 NAVAL UNITS ON SHORE

Once ashore, naval units convert into conventional units, with a reduced movement allowance for the first turn. Upon landing units change automatically to NORM mode. (Artillery changes to FIRE.)

13.0 VICTORY CONDITIONS

The game will end after 21, 22, or 23 turns, at the discretion of the computer. The computer will then compare each player's point total and will declare a winner.

Points are awarded as follows:

- 1 point for each enemy unit eliminated (enemy units which exit the board do not count)
- 1 point for each oilfield hex owned
- 2 points for each town or village owned
- 4 points for each airfield owned

A player with ten or more points more than his opponent has won a decisive victory.

14.0 SPECIAL KEYS

The special keys can be used during your own turn when the cursor is flashing, or, by pressing ESCAPE (C-64: f1) during the computer's move.

- If the HIDDEN option was chosen when you set up the game, you cannot use the D (Highlight a DIVISION) or the P (Strategic Map: APPLE only) keys during the computer's move.

15.0 GAME OPTIONS

15.4 SAVING THE GAME

A game may be saved at any time on a second disk by hitting c/B and following instructions. RDF games may be saved on the same disk as GERMANY 1985 or other scenarios.

15.5 RESTARTING A GAME

To restart a game saved on another disk, hit the number of that game option and follow instructions. The names of games available for play will be shown normally. Highlighted names show games that belong to other scenarios, which cannot be played with the RDF disk.

15.6 DROP ZONE SELECTION OPTION

To select the drop zones for the US PARA units, hit 9 when the OPTION DISPLAY is shown, so that PLACEMENT is highlighted. As the computer directs, move the cursor to each desired drop zone and press RETURN.

- PARA units will land within 3 hexes of the selected drop zones.

- Drop zones cannot be located in the western third of the map (Sectors 1, 4, 7, or A)

15.7 UPDATED GERMANY 1985 DISK (APPLE ONLY)

If you do not own a 2.0 version of GERMANY 1985 (the version number appears in the opening display), you may purchase an update disk directly from SSI for \$10.00. Please include \$2.00 for shipping and handling. California residents please add 6½% sales tax.

16.0 STRATEGY AND TACTICS

The key to winning RDF is taking and holding oilfields, and even more important, airfields.

The Soviet player has the advantage of numbers. The US player has the advantage of superior air support, especially on the first day, and the superior training and equipment of the PARA units.

When playing against the computer, remember that the computer side always has enhanced airpower and greater ability to reorganize, to compensate for its lack of flexibility.

It is advisable to avoid a battle of attrition or hurried, uncoordinated offensives, and to concentrate on sharp, well-supported attacks to eliminate enemy units.

In effect, when you play against the computer, you are playing against a well-equipped and well-trained enemy, with little imagination and a tendency to go strictly by the book, a type of soldier plentiful in both the US and Red Army.

18.0 ACKNOWLEDGEMENTS

I would like to thank John Gleason, Paul Michowicz, Andrew Taubman, Gregor Wiley, William Thompson and Mike Musser for their help in the design of this scenario.

CREDITS

Game Design and Programming — **Roger Keating**

Customized Disk Operating System — **Keating Computer Services P/L**

Rulebook Revision — **David Siefkin**

Art & Graphic Design — **Louis Hsu Saekow, Kathryn Lee and William Carman**

Typesetting — **Abra Type**

APPENDIX

TERRAIN EFFECTS TABLE

TERRAIN	MPS	SIGHTING DISTANCE	COMBAT BONUS
L. ROUGH	4	3	2
ROUGH	4	2	3
OASIS	4	2	2
SABKHAH	4	3	1
VILLAGE	3	3	2
TOWN	4	2	3
OILFIELD	3	3	1
DESERT	3	3	1
SEA	1	5	1

TYPE VS. TYPE TABLE

US PARA vs.	TANK	BMP	ARTLY	KATSH	ENG
	2	2	4	4	1
RUSSIAN vs. US PARA					
	TANK	-3			
	BMP	-2			
	ARTLY	-10			
	KATSH	-10			
	ENG	-2			

LIMITED WARRANTY

Strategic Simulations, Inc. ("SSI") warrants that the diskette on which the enclosed program is recorded will be free from defects in materials and workmanship for a period of 30 days from the date of purchase. If within 30 days of purchase the diskette proves defective in any way, you may return it to Strategic Simulations, Inc., 883 Stierlin Road, Building A-200, Mountain View, CA 94043-1983 and SSI will replace it free of charge. In addition, if the diskette proves defective at any time after the first 30 days, return the diskette to SSI and SSI will replace it for a charge of \$10.00. Please allow about four weeks for delivery.

SSI MAKES NO WARRANTIES, EITHER EXPRESS OR IMPLIED, WITH RESPECT TO THE SOFTWARE PROGRAM RECORDED ON THE DISKETTE OR THE GAME DESCRIBED IN THIS RULE BOOK, THEIR QUALITY, PERFORMANCE, MERCHANTABILITY OR FITNESS FOR ANY PARTICULAR PURPOSE. THE PROGRAM AND GAME ARE SOLD "AS IS." THE ENTIRE RISK AS TO THEIR QUALITY AND PERFORMANCE IS WITH THE BUYER. IN NO EVENT WILL SSI BE LIABLE FOR DIRECT, INDIRECT, INCIDENTAL, OR CONSEQUENTIAL DAMAGES RESULTING FROM ANY DEFECT IN THE PROGRAM OR GAME EVEN IF SSI HAS BEEN ADVISED OF THE POSSIBILITY OF SUCH DAMAGES. (SOME STATES DO NOT ALLOW THE EXCLUSION OR LIMITATION OF IMPLIED WARRANTIES OR LIABILITY FOR INCIDENTAL OR CONSEQUENTIAL DAMAGES, SO THE ABOVE LIMITATION OR EXCLUSION MAY NOT APPLY TO YOU.)

The enclosed software program and this Rule Book are copyrighted. All rights are reserved. This Rule Book may not be copied, photographed, reproduced, or translated or reduced to any electrical medium or machine-readable form, in whole or in part, without prior written consent from SSI. The program accompanying this Rule Book may be copied, by the original purchaser only, as necessary for use on the computer for which it was purchased.

© 1982 by Strategic Simulations, Inc.
All Rights Reserved.



If you have any questions or problems regarding the program or game, please send a self-addressed, stamped envelope with your question to Strategic Simulations, Inc., 883 Stierlin Road, Building A-200, Mountain View, CA 94043-1983; or call (415) 964-1200 Mon.-Fri., 9-5 (P.S.T.)