












Baltic 1985

CORRIDOR TO BERLIN

TERRAIN KEY

-  = Forest
-  = Light Rough
-  = Lake
-  = River
-  = Town
-  = Urban
-  = Road
-  = Bridge
-  = Label (Open)
-  = Objective Hex
-  = Reinforcement Entry Hex

NORTH

