

Sears

TELE-GAMES®

VIDEO ARCADE™

YARS' REVENGE*

GAME INSTRUCTIONS



FOR 1 OR 2
PLAYERS

* Indicates a Trademark of ATARI, INC. © 1982

7
GAMES



**SPECIAL
FEATURE**

This Game
Program™
contains
additional
versions for
young children.

NOTE: Always turn the console **POWER** switch **OFF** when inserting or removing a Sears Tele-Games® Cartridge. This will protect the electronic components and prolong the life of your Video Arcade™.
Manual, Program and Audiovisual © 1982, ATARI, INC.

TABLE OF CONTENTS

1. TERMINOLOGY	1
2. GAME PLAY	1
3. USING THE CONTROLLERS	3
4. CONSOLE CONTROLS	4
5. GAME VARIATIONS	4
6. SCORING	5
7. HELPFUL HINTS	6
8. MISSION LOG	7

1. TERMINOLOGY

YAR

Fly simulator under direct user control.

ENERGY MISSILE

Missile shot by Yar, removes cells.

QOTILE

Laser-base-like object on right side of the screen, behind the shield.

SHIELD

Energy shield protecting the Qotile, composed of cells.

CELLS

Elements of which shield is composed.

DESTROYER MISSILE

Guided missiles put out by Qotile to destroy Yars.

ZORLON CANNON

Pulsing, scintillating fireball, appears on left side of screen and traverses the screen horizontally.

SWIRL

Whirling pinwheel fired by the Qotile to destroy Yars.

NEUTRAL ZONE

Colorful and glittering path down the center of the playfield. When in the zone, a Yar cannot operate fire commands, and cannot be harmed by Destroyer Missiles. However, the Yar can be destroyed by a Swirl in the zone.

2. GAME PLAY

The primary objective of the game is to break a path through the shield, and destroy the Qotile with a blast from the Zorlon Cannon. The secondary objective is to score as many points as possible. See **Figure 1** for an explanation of the objects on the playfield.

The shield is the red area in front of the Qotile base. It appears in one of two shapes, as an arch, or a shifting rectangle.

The shield is made up of cells. The Yar scout can destroy these cells by firing at them with energy missiles, from any location on the playfield, or by devouring them on direct contact. (The Zorlon Cannon can be used to demolish cells, but this is a waste of a powerful weapon.)

NOTE: To learn how to control the Yar and other aspects of the game play, be sure to read *Section 3, USING THE CONTROLLERS*.

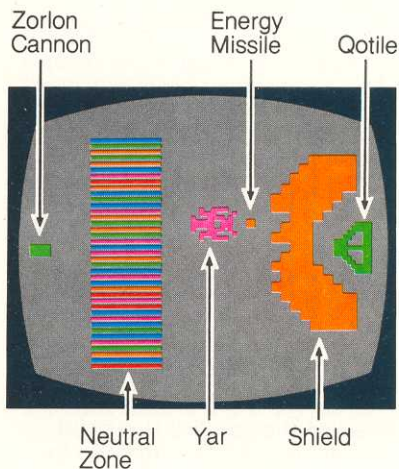


Figure 1


Once a path has been cleared through the shield, the Zorlon Cannon must be used to destroy the Qotile. To call up the cannon, the Yar can either eat a cell, or run over the Qotile. (See **GAME VARIATIONS**, Section 5, for more details on playing **ULTIMATE YARS**, Games 6 and 7.)

The Zorlon Cannon appears on the left side of the playfield, and moves in a direct line with the Yar. This means the Yar is in its line of fire. It is important therefore, to aim the cannon at the Qotile, fire it, and fly out of the way *fast!*

The Qotile shoots off two weapons: Destroyer Missiles and Swirls.



DESTROYER MISSILE




SWIRL

The Destroyer Missiles come in a more or less constant stream, one at a time. The Yar must do his best to dodge them. Periodically, the Qotile transforms into a Swirl. This Swirl winds up and rushes off after the Yar. A Swirl can be destroyed with the Zorlon Cannon by hitting it either in its base location, or in mid-air. As a player's score increases, the Swirl becomes increasingly dangerous. (See Section 6, **SCORING**.)

The glittering path down the center of the screen is the Neutral Zone. This area will protect a Yar from Destroyer Missiles, but not from Swirls. While in the Neutral Zone, a Yar cannot fire any energy missiles of his own.

When a Yar is hit by a Destroyer Missile, a Swirl, or his own Zorlon Cannon, he dies. Each player has four Yars (turns) to play in a game. Additional Yars can be earned. See **SCORING**, Section 6.

3. USING THE CONTROLLERS



Use your Joystick Controllers with this Tele-Games® Cartridge. Be sure the Joystick Controller cables are firmly plugged into the jacks at the back of your Video Arcade™. For one-player games, use the Joystick Controller plugged into the **LEFT CONTROLLER** jack. Hold the Joystick with the red button to your upper left, toward the television screen. See page 4 of your owner's manual for further details.

CONTROLLING THE YAR

The Yar will move in whatever direction the Joystick is pushed. The screen "wraps" from top to bottom, bottom to top. This means that if you fly the Yar off the top of the screen, it will appear at the bottom, and vice versa.

The red "fire" button has two separate firing functions: it will fire an energy missile in the direction the Yar is pointed, or operate the Zorlon Cannon when it is on the screen. (**NOTE:** Information about operating the Cannon is covered in Section 2—**GAME PLAY**.)

The red button is also used to restart turns and games. Press it after each turn to start a new "life", or continue a successful one. Press it at the end of a game if you want to play that same game version again.

4. CONSOLE CONTROLS

GAME SELECT SWITCH

Use the **GAME SELECT** switch to select the game number you wish to play. (See **GAME VARIATIONS, Section 5, for game numbers and descriptions.**) The game number appears in the center of the screen.

GAME RESET SWITCH

Once you have selected the game number you wish to play, press the game **RESET** switch to start the game. To start the same game over again, you may either press game **RESET**, or the red button on your Joystick. Game **RESET** can also be used to start a new game at any time.

DIFFICULTY SWITCHES

YARS' REVENGE* has two difficulty levels—**EXPERT** and **NOVICE**. The **NOVICE** level is for normal game play. The **EXPERT** level is for the

skilled player. When the difficulty switch is moved to **EXPERT**, the Swirl will be propelled faster, making it harder for the Yar to dodge it. Also, if the Zorlon Cannon and the Destroyer Missile touch, they will destroy each other.

In a one-player game, use the **LEFT PLAYER SKILL** switch. For two-player games, the left player uses the **LEFT PLAYER SKILL** switch, the right player uses the **RIGHT PLAYER SKILL** switch.

TV TYPE SWITCH

Set this switch to **COLOR** if you have a color television set. Set it to **B-W** to play the game in black and white.

***YARS' REVENGE** is a Trademark of ATARI, INC. © 1982

5. GAME VARIATIONS

GAME 0

This is the simplest version, a good choice for young children to play. It features a slow Destroyer Missile.

GAME 1

This is the two-player version of Game 0.

GAME 2

This is the "normal" game, with two alternating shield configurations, plus a Destroyer Missile, and a Swirl travelling at normal speed.

GAME 3

This is the two-player version of Game 2.

GAME 4

This game features a Zorlon Cannon that bounces off the shield. (Watch out! It can destroy you on its return flight.) There are two shield configurations, plus a Destroyer Missile and a Swirl travelling at normal speeds.

GAME 5

This is the two-player version of Game 4.

ULTIMATE YARS: Games 6 and 7

Ultimate Yars features a bouncing Zorlon Cannon, plus some unusual twists that distinguish it from the other Yar games.

First, you must bounce the Yar against the left side of the screen to make the Zorlon Cannon appear. Also, to make the cannon appear, you need five TRONS. TRONS are units of energy which you can collect at the following rate:

1. Eat a cell from the shield:
1 TRON
2. Touch the Qotile: 2 TRONS
3. Catch a Zorlon Cannon shot after it bounces off the shield:
4 TRONS

If a Yar bounces on the left side with less than five TRONS, it will not get a shot, but it won't lose the TRONS it has either. (Each time a Yar is destroyed, it loses its TRONS). Each Yar has a capacity of 255 TRONS. If a Yar tries to take on more than that, it will short out and the Yar will lose all its TRONS. The count of TRONS is not displayed on the screen. Yar scouts understand the count instinctively.

Game 6 is the one-player version of ULTIMATE YARS.

Game 7 is the two-player version.

6. SCORING

SCORE CHART:

ACTIVITY	POINTS	BONUS
Cell, hit by Missile	69	
Cell, devoured by Yar	69	100 points
Qotile, destroyed	1000	
Swirl, destroyed in place	2000	
Swirl, destroyed in mid-air	6000	additional life

HIGH SCORE GAME FEATURES:

POINTS	ACTIVITY
70,000	Swirl triples in frequency and sometimes fires instantly. Shield turns blue.
150,000	Swirl returns to normal frequency but will remain in mid-air to hit you. Shield turns grey.
230,000	Swirl again triples in frequency and sometimes fires instantly. Shield turns pink.

7. HELPFUL HINTS

When you destroy the Qotile, or a Swirl, there will be an explosion, during which the Yar stays on the screen. Use this opportunity to make up your own victory dance. And watch out for the Ghost of Yars! You'll see his mean streak, so stay off it!

The Qotile continually changes colors. The color sequence is your cue to the appearance of a Swirl, and gives you warning to plan your attack and defense.

If you fly over the Qotile as it changes to a Swirl, it will destroy you, so be careful.

When you think you are a tough avenger, switch the difficulty to **EXPERT**, and then try Ultimate Yars!

SEARS, ROEBUCK AND CO.

4975167