



SLOT MACHINE™

GAME PROGRAM™

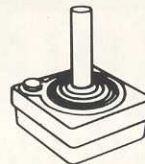
INSTRUCTIONS



 A Warner Communications Company

ATARI, INC., Consumer Division
1195 Borregas Ave., Sunnyvale, CA 94086

Use your Joystick Controllers with this Game Program™. Be sure the controllers are firmly connected to your Video Computer System™. See section 3 of your owner's manual

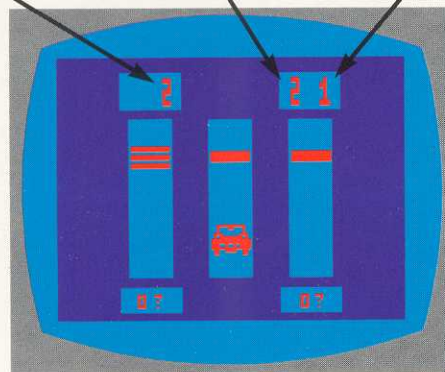


for details. Hold the controller with the red button to your upper left toward the television screen. For one-player games use the right controller.

Note: The console unit should be **off** when inserting or removing a Game Program. This will protect the electronic components and prolong the life of your Atari® Video Computer System.

HOW TO PLAY

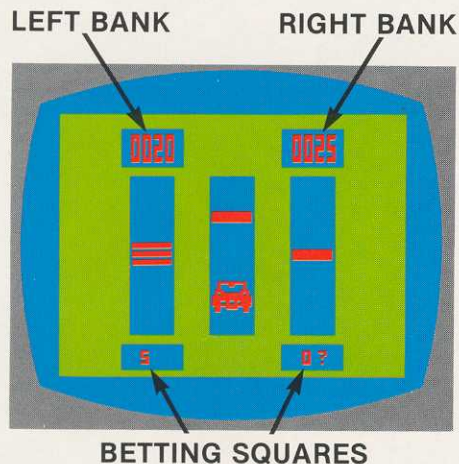
GAME NUMBER NUMBER OF PLAYERS NUMBER OF PAYLINES



Depress the console's **game select** switch to choose the particular Slot Machine you wish to play. Each "Machine Playfield" features a specific number of players and "paylines." (See matrix on back cover for the game number of each variation.) The game number appears in the upper

left corner of each Machine Playfield. The first number in the upper right corner refers to the number of players; the second number refers to the number of paylines.

Depress the **game reset** switch to start play. The numbers in the upper right and left corners change to 25 in games 2, 4, 6, and 8, which are two-player games. This is the number of coins each player receives in their "bank" to begin betting. In games 1, 3, 5, and 7, which are one-player games, the number in the upper left corner changes to 24.



This occurs because the computer has made its initial bet and subtracted one coin from the original 25-coin bank.

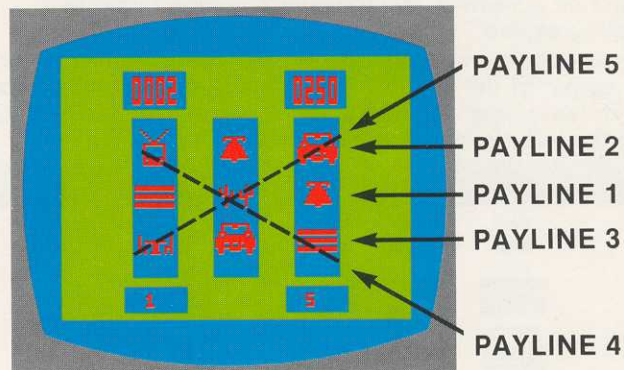
The numbers in each lower corner of the Machine Playfield show how much is being "bet" by each player. A question mark appears in each player's betting square.

The Difficulty Switches have no effect in this Game Program.

HOW TO BET

Use the red button on your Joystick Controller to place your bet. You can bet up to five coins each time. Games 3, 4, 7, and 8 have a maximum of five paylines. Each bet of one

coin increases the chance of adding to your bank. For example, bet three coins and you may win a jackpot on either the first, second, or third paylines.



Games 1, 2, 5, and 6 only "pay" on the center line (or payline 1). In these games, the more you bet (up to five coins) the more you can add to your bank.

After placing your bet, pull back on your Joystick to spin the reels of the Slot Machine. In two-player games, both players must do this to spin the reels. The game ends when one player's bank is "broke". To continue play depress the **game reset** switch once. This adds 25 coins to each player's bank. (The game may end with one player going broke, while the other player has coins remaining. When the **game reset** switch is depressed once, the player who went broke is given 25 coins, while the player with coins remaining receives 25 coins plus the amount left when the game ended.)

In one-player games, you are competing against the computer. The computer makes a random bet for each play. The game ends if you or the computer go broke. To continue play depress the **game reset** switch once. This adds 25 coins to each bank. As in two-player games, the player with coins remaining when the game ends does not lose those coins when the **game reset** switch is depressed once.







Depress the **game reset** switch TWICE to reset each player's bank to 25 coins, for all one- and two-player games.

SCORING




















Your Slot Machine™ Game Program “pays off” in the same manner as a 3-wheel, 20-stop, slot machine found in a gambling casino.

The score for a one-player game is displayed in the upper right corner of the screen. The computer’s score is on the left. In two-player games, the right player’s score is on the right; the left player’s score is on the left.

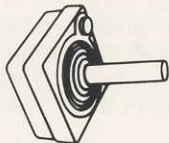
For Jackpot Games (Games 1 to 4):

| | | | |
|---|---|---|-----|
| ANY BAR | ANY BAR | ANY BAR | 20 |
|  |  |  | 001 |
|  |  |  | 200 |

For Payoff Games (Games 5 to 8):

| | | |
|---|---|-----|
|  | | 25 |
|  |  | 01 |
|  |  | 01 |
|  |  | 01 |
|  |  | 51 |
|  |  | 51 |
|  |  | 81 |
|  |  | 81 |
|  |  | 001 |
|  |  | 002 |

SLOT MACHINE™



Use your Joystick Controllers with this Game Program™. Hold the Controller with the red button to your upper left, toward the television screen. Be sure the controllers are firmly connected to your Video Computer System™.

Game Number
Number of Players
Center Pay Line
Up to 5 Pay Lines

| | JACKPOT GAMES | | | | PAYOFF GAMES | | | |
|---|---------------|---|---|---|--------------|---|---|---|
| 1 | 1 | 2 | 3 | 4 | 5 | 6 | 7 | 8 |
| 1 | 1 | 2 | 1 | 2 | 1 | 2 | 1 | 2 |
| | | | | | | | | |
| | | | | | | | | |
| | | | | | | | | |
| | | | | | | | | |