


TABLE OF CONTENTS

PAC-MAN*

ATARI® GAME PROGRAM™ INSTRUCTIONS

*PAC-MAN is licensed by Namco-America, Inc.



ATARI®

A Warner Communications Company



CX2646

COMPLETE
GAME PLAY
INSTRUCTIONS



**SPECIAL
FEATURE**

HELPFUL
HINTS
Section 7

FOR ONE OR
TWO PLAYERS



**SPECIAL
FEATURE**

This Game
Program™
contains
additional
versions for
young children.

NOTE: Always turn the console **POWER** switch **OFF** when inserting or removing an **ATARI® Game Program™** cartridge. This will protect the electronic components and prolong the life of your **ATARI Video Computer System™** game.

Manual, Program and Audiovisual © 1981, **ATARI, INC.**

PAC-MAN is licensed by Namco-America, Inc.

TABLE OF CONTENTS

1. HERE'S PAC-MAN	1
2. LIFE IN MAZELAND	1
3. USING YOUR CONTROLLERS	3
4. CONSOLE CONTROLS	5
5. GAME VARIATIONS	7
6. SCORING	7
7. HELPFUL HINTS FOR PAC-MAN'S SURVIVAL	8
8. GAME SELECT MATRIX	8

1. HERE'S PAC-MAN

We know that millions of people all over the world just love the PAC-MAN arcade game. PAC-MAN has won the hearts of men, women and children everywhere. We also know that PAC-MAN has traditionally been an arcade game. Well, we at ATARI know all about arcade games. After all, we make some of the greatest arcade games in the world, and we know how to bring the same dynamite game play into your home.

Our PAC-MAN has all of the excitement and challenge of the standard arcade game, and you get to play in the comfort and convenience of your own home. This is especially advantageous if you still plan to

make an occasional appearance at the arcade to show off your great playing skills. (Little do they know that you've been practicing at home all along.)

Just in case you're new to PAC-MAN, don't worry, it's easy to learn. You'll be a pro in no time at all.

So, relax, get comfortable and enjoy it in the privacy of your own home. We suggest that you read this instruction booklet thoroughly before beginning game play. We know that you won't want to miss any important details about game play. You might even find it entertaining.

2. LIFE IN MAZELAND

The object of the game is to keep PAC-MAN happy and healthy in his home of Mazeland. PAC-MAN starts the game with four lives (turns). The longer he survives, the more points you score. You score a point for every video wafer that PAC-MAN eats. You also score points when PAC-MAN eats power pills, vitamins, and ghosts. Everytime PAC-MAN eats all of the video wafers on the maze, he earns an extra life and a new maze full of video wafers.




PAC-MAN

ATARI® GAME PROGRAM™ INSTRUCTIONS

The following information lists all of PAC-MAN'S nutritional needs, which also happen to be your point-scoring objects.

VIDEO WAFERS



WAFERS

These are the dotted lines on the screen. You maneuver PAC-MAN around the playfield over the video wafers. He automatically eats the video wafers, and they disappear from the maze. You score one point for each video wafer he eats. (To score a point, PAC-MAN must pass directly over the video wafer.)

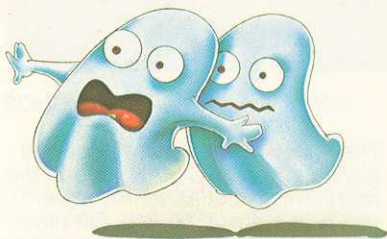
POWER PILLS



POWER PILL

Power pills are located in the four corners of the playfield. Each power pill is worth five points. When PAC-MAN eats a power pill, the ghosts become a transparent-blue color.

During this time, PAC-MAN has the super-strength to overcome the ghosts. This is his big chance to chase and gobble down each ghost. Unfortunately, this great power only lasts a few seconds. When the power starts wearing off, the ghosts turn pink and then back to yellow. (Musical notes stop several seconds before ghosts turn back.)



SCARED BLUE GHOSTS

VITAMINS



VITAMINS

Vitamins are the two intersecting rectangles in the center of the playfield. They only appear for a few moments and then disappear and reappear. The vitamins are worth 100 points each time PAC-MAN eats them.

GHOSTS

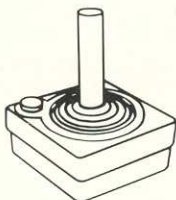


"GHOST QUARTET"

The ghosts are the quartet of bad guys chasing PAC-MAN around the maze. If a ghost eats PAC-MAN, you lose a turn (one life). On the other hand, if PAC-MAN eats a ghost, you score points. PAC-MAN can only eat ghosts after eating a power pill. Then he can run around the maze eating ghosts. The first ghost is worth 20 points, the second ghost is worth 40 points, the third is worth 80 points, and the

fourth is worth 160 points. If the power pill wears off before PAC-MAN eats all the ghosts, he must eat another power pill and start chasing the ghosts again (starting at 20 points again). After PAC-MAN eats a ghost, you only see eyes left on the ghost. But, the ghosts are reincarnated by returning to the big, square chamber in the center of the playfield.

3. USING YOUR CONTROLLERS



Use your Joystick Controllers with this ATARI® Game Program™ cartridge. Be sure the controller cables are firmly plugged into the **CONTROLLER** jacks at the back of your Video Computer System™ game. For one-player games, use the Joystick plugged into the **LEFT CONTROLLER** jack. Hold the con-

ATARI® GAME PROGRAM™ INSTRUCTIONS

troller with the red fire button to your upper left toward the television screen.

See Section 3 of your owner's manual for further details.

Use the Joystick Controller to guide PAC-MAN around the maze. Move the Joystick in the direction you want PAC-MAN to move. PAC-MAN moves around the area of the maze, but he can use the opening at the top and bottom of the maze as an escape route. (See Figure 1 for escape routes.) Remember that the ghosts can use the same escape routes, and that they may be waiting for PAC-MAN when he reenters the maze. When PAC-MAN escapes through the bottom opening, he reenters through the top. When he escapes through the top, he reenters at the bottom.

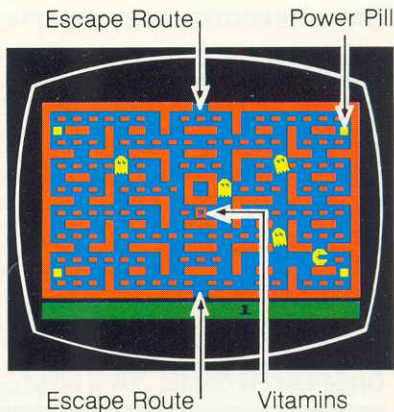



Figure 1

The red fire button is not used during game play, although it may be used to start a game.



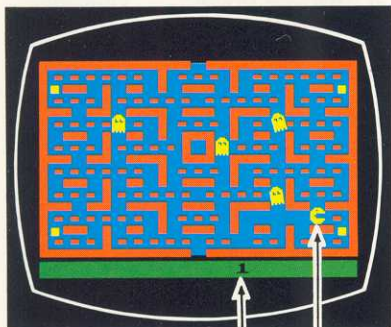
REENTRY

4. CONSOLE CONTROLS

GAME SELECT SWITCH

To select the PAC-MAN game variation you would like to play, press down the **GAME SELECT** switch. (See **GAME VARIATIONS**, Section 5 for further information about game variations.) The game number appears at the bottom of the screen. One number appears for one-player games and two numbers appear for two-player games (See Figure 2 and 3 for game numbers.)

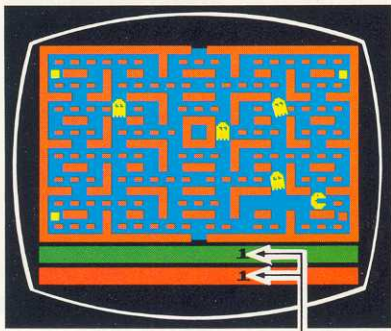
ONE-PLAYER GAME



One-player
Game Number Pac-Man

Figure 2

TWO-PLAYER GAME



Two-player Game Numbers

Figure 3

GAME RESET SWITCH

Once you have selected the game number you wish to play, press down the **GAME RESET** switch to start the game. (You can also press the red controller button to start game play.) After **GAME RESET** is pressed, the score appears where the game number was, and the lives remaining appears at the bottom of the screen as shown in Figure 4 for one player and Figure 5 for two players. The player using the Joystick plugged into the **LEFT CONTROLLER** jack is the player to start the game in two-player game variations.

ONE-PLAYER GAME

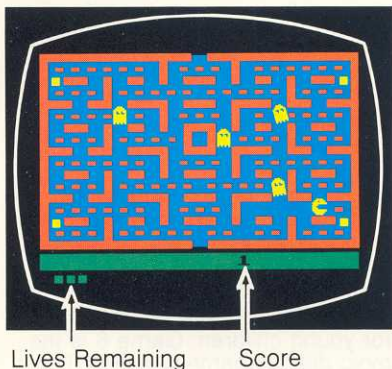


Figure 4

TWO-PLAYER GAME

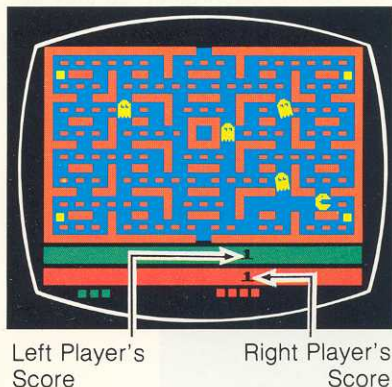


Figure 5

DIFFICULTY SWITCHES

PAC-MAN has two difficulty levels. When the **DIFFICULTY** switch is in **B** position, the power pills last longer and the vitamins stay on the screen longer. The **A** position is for the advanced PAC-MAN player. The player using the Joystick plugged into the **LEFT CONTROLLER** jack uses the **LEFT DIFFICULTY** switch; the player using the Joystick plugged into the **RIGHT CONTROLLER** jack uses the **RIGHT DIFFICULTY** switch. In a one-player game, use the **LEFT DIFFICULTY** switch.

TV TYPE SWITCH

Set this switch to **COLOR** if your television is color. Set it to **B/W** to play the game in black and white.

5. GAME VARIATIONS

PAC-MAN includes 8 game variations. Each variation has a one-player game and a two-player game. In the two-player games, the left player starts the game. Each player takes a turn until PAC-MAN gets eaten by a ghost.

Games 1, 2, 7, and 8 feature a slow moving PAC-MAN. The ghosts in each of these games move at different speeds as follows:

GAME 1 Ghosts move at jogging speed.

GAME 2 Ghosts move at running speed.

GAME 7 Ghosts crawl especially slow for young children.

GAME 8 Ghosts move at walking speed.

Games 3, 4, 5, and 6 feature a fast PAC-MAN with the ghosts moving at varying speeds as follows:

GAME 3 Ghosts crawl around the maze.

GAME 4 Ghosts move at walking speed.

GAME 5 Ghosts move at jogging speed.

GAME 6 Ghosts move at running speed.

Games 3 and 7 are recommended for young children. Game 6 is the most difficult game variation. For a real challenge try Game 6 with difficulty level A.

NOTE: Sometimes the ghosts try to hide behind each other, so they appear to be a single ghost chasing PAC-MAN.

6. SCORING

VIDEO WAFER	=	1 POINT
POWER PILL	=	5 POINTS
VITAMINS	=	100 POINTS
FIRST GHOST	=	20 POINTS
SECOND GHOST	=	40 POINTS
THIRD GHOST	=	80 POINTS
FOURTH GHOST	=	160 POINTS

7. HELPFUL HINTS FOR PAC-MAN'S SURVIVAL

1. When all of the ghosts are hiding on top of each other, eat a Power Pill and then you can gobble all four ghosts in one big bite and score 300 points.
2. Try to eat as many Video Wafers as possible before eating a Power Pill. This will save the Power Pill until you really need it.
3. Before you eat a Power Pill, stay in the corner close to it so you can tease the ghosts into moving closer to you, thus allowing you to eat more ghosts with one Power Pill.
4. Use the top and bottom openings in the maze like a tunnel to outsmart the ghosts. Slip in or out of the openings to escape hungry ghosts.

8. GAME SELECT MATRIX

Game Number	1	2	3	4	5	6	7	8
Slow Moving PAC-MAN								
Fast Moving PAC-MAN								
Ghosts Jogging Speed								
Ghosts Running Speed								
Ghosts Crawl Speed								
Ghosts Walking Speed								
Children's Versions								
Challenge (level A)								

GAME PROGRAM™ CARTRIDGE LIMITED NINETY DAY WARRANTY

ATARI, INC. ("Atari") warrants to the original consumer purchaser that your ATARI® Game Program cartridge is free from any defects in material or workmanship for a period of ninety days from the date of purchase. If any such defect is discovered within the warranty period, Atari's sole obligation will be to replace the cartridge free of charge on receipt of the cartridge (charges prepaid, if mailed or shipped) with proof of date of purchase at either the retail store where the cartridge was purchased or at one of the ATARI Regional Service Centers listed below:

Atari, Inc.
1312 Crossman Ave.
Sunnyvale, CA 94086

Atari, Inc.
5400 Newport Dr.
Suite 1
Rolling Meadows, IL 60008

Atari, Inc.
43 Belmont Dr.
Somerset, NJ 08873

Atari, Inc.
2109 East Division St.
Arlington, TX 76001

This warranty shall not apply if the cartridge (i) has been misused or shows signs of excessive wear; (ii) has been damaged by being used with any products not supplied by ATARI, or (iii) has been damaged by being serviced or modified by anyone other than an ATARI Regional Service Center.

ANY APPLICABLE IMPLIED WARRANTIES, INCLUDING WARRANTIES OF MERCHANTABILITY AND FITNESS, ARE HEREBY LIMITED TO NINETY DAYS FROM THE DATE OF PURCHASE. CONSEQUENTIAL OR INCIDENTAL DAMAGES RESULTING FROM A BREACH OF ANY APPLICABLE EXPRESS OR IMPLIED WARRANTIES ARE HEREBY EXCLUDED.

Some states do not allow limitations on how long an implied warranty lasts or do not allow the exclusion or limitations of incidental or consequential damages, so the above limitations or exclusions may not apply to you.

This warranty gives you specific legal rights and you may also have other rights which vary from state to state.



A Warner Communications Company 

ATARI, INC., Consumer Division
P.O. Box 427, Sunnyvale, CA 94086