


Sears

TELE-GAMES®

BREAKAWAY IV

GAME INSTRUCTIONS



FOR 1 TO 4 PLAYERS

12

GAMES

Use the Standard Paddle Controllers with this Tele-Game™ Cartridge. Be sure to plug the controller cables firmly into the Video Arcade™ jacks. See your Owner's Manual for details. Note that another set of Paddle Controllers will be necessary for three or four-player games.



NOTE: The console unit should be OFF when inserting or removing a Game Cartridge.

HOW TO PLAY BREAKAWAY

SMASH! POW! CRUNCH! A brick wall appears at the top of the screen, and your mission is to smash two walls off the playfield — one brick at a time.

Use the controller to move the paddle across the bottom of the screen. With the paddle, hit the ball into the wall. Each time the ball hits a brick, the brick disappears and you score points.

A player or team receives five balls per game. When you miss a ball with your paddle, the ball disappears from the screen. Press the red controller button to serve another ball until all five balls are played.

When a team or player destroys the first brick wall, a second brick wall automatically appears on the screen. Continue to hit the bricks of this wall and score more points. The player or team who can destroy two walls scores the maximum 864 points and wins the game. NOTE: If both opponents destroy the two walls, the team who used the least number of balls wins.

At the end of two-team games, the playfield of both teams or players will flash on and off the screen. That way, players can compare scores. Begin a new game and create a new brick wall by pressing the console Reset button.

TO START PLAY

Each Breakaway game is identified by a number at the top of the playfield. (See Breakaway Game Descriptions for the game numbers.) One to four players can play each game version. To prepare for the game play:

- Select the number of the game you want to play by pressing the console's Game Select switch until the game number appears at the top center of the playfield.
- Press the console's Game Select switch to program the game for the number of players. For example, when the number 3 appears in the upper right playfield corner, the game is set for a three-player game.
- Press the Game Reset button to begin play action.

One Player Games:

Using a controller, one player attempts to destroy the two walls using five balls. Or, a player can win by scoring the maximum number of points, 864.

Two-Player Games:

Two players take turns hitting the wall. Each player receives five balls and a brick wall that appears during a player's turn. One player continues to hit a ball into the wall until he misses the ball. Upon a miss, the opponent's wall appears on the screen. The opponent then takes his turn hitting the ball into the wall. The first player to destroy two walls OR score the most points after playing five balls wins the game.

Three-Player Games:

Two players act as a team and play against a one-player team. Just as in two-player games, the two teams take turns hitting the ball into the wall. When one team misses the ball, the opposing team's wall appears and play begins. The first team to destroy a wall OR score the most points after playing five balls wins the game.

Four-Player Games:

With two players on each team, these games are played just like two and three-player games. The first team to destroy a wall OR score the most points after playing five balls wins the game.

When a team or player destroys the brick wall, a new brick wall automatically appears on the screen. If any bricks still remain on the screen after five balls are played, begin a new game and create a new brick wall by pressing the Reset button.

NOTE: In games with two players on one team, each player controls a paddle which moves across only half the playfield.

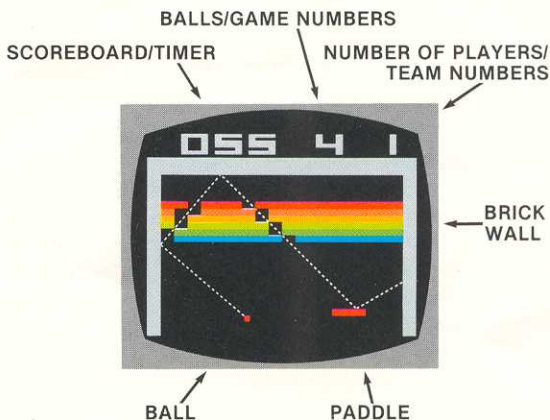
Timed Games:

Some games rely on speed scores instead of point scores to win. A timer will replace the scoreboard in the upper left corner. Your objective is to destroy the wall in as little time as possible. The timer counts the seconds, as you try to break your own record in one-player games. In two, three and four-player games, your mission is to destroy the wall with five balls in less time than your opponent.

Invisible Games:

It's the same Breakaway action, except this time it's in the dark! The wall is invisible until you hit a brick with the ball. When this happens, you score points and the entire wall lights up.

BREAKAWAY IV GLOSSARY



Brick Wall:

There are six rows of bricks. The color of a brick determines the points you score when you hit it with your ball.

Red—7 points

Orange—7 points

Yellow—4 points

Green—4 points

Aqua—1 point

Blue—1 point

Paddle:

Each player uses a standard Paddle Controller to move the paddle horizontally across the bottom of the playfield. With the paddle, a player hits the ball into the wall.

Scoreboard/Timer:

Depending on what game you play, a Scoreboard or Timer will appear in the left corner.

- **Scoreboard** - some games determine winners using only point scores. During these games, each player's score appears in this position. Scores are determined by the bricks hit during a game.

- **Timer** - Instead of determining the winner with the point value of bricks, some games feature a Timer in the upper left corner. Your mission during these games is to destroy the walls in as little time as possible. The Timer tracks the cumulative minutes and seconds of each turn.

Number of Players/Team Numbers:

In this playfield position two numbers will appear at different times during the game:

- **Number of Players:** After you select the game you want to play, you must indicate the number of players. Press the console's Game Select switch until the number of players appears. For example, when number 3 appears, the computer is set for a three-player game.
- **Team Number:** After play begins, the team that is currently hitting the ball is designated by a number. In one-player games the number 1 will always appear in this position. In two-player games, each player is designated by the numbers 1 or 2. In three or four-player games, the teams are referred to teams 1 or 2. When your TEAM NUMBER appears, it's your turn to score.

Balls/Game Numbers:

In this playfield position two numbers will appear at different times during the game:

- **Game Number:** Before you begin play, select the game you want to play with the console's Game Select switch. The number that appears refers to the game you will play. (See the following Game Descriptions for game numbers)
- **Balls:** After you press the console's Reset button, play action can begin. The number 5 appears in this playfield position and refers to the five balls you or your team can serve. Throughout the game, the number will reflect the number of balls that remain.

SCORING

In some games, a player scores points by hitting one of the wall's bricks. The bricks are worth points. The number of points is determined by the brick's color:

Red—7 points

Orange—7 points

Yellow—4 points

Green—4 points

Aqua—1 point

Blue—1 point

The first player or team to completely destroy both walls OR score the most points after playing five balls wins the game. Score the maximum number of points, 864, when you destroy both walls.

In other games, you must rely on the speed of your game skill. A timer records the cumulative minutes and seconds of each of your turns during a game. The team or player who destroys both walls with five balls in the least amount of time with five balls wins the game. In one-player games, try to break your own time records.

HANDICAP Skill Switch

In Expert Position the paddle is $\frac{3}{4}$ the size of the paddle when the switch is in the Novice Position. When there are two players on one team, one difficulty switch will affect both paddles.

CONTROLLER ACTION

To Serve the Ball:

Press the red controller button and the ball will appear.

To Move the Paddles:

To move the paddles across the playfield, turn the controller knob. Turn it clockwise to move the paddle to the right; turn it counter clockwise to move the paddle to the left.

To Move the Paddles:

To move the paddles across the playfield, turn the controller knob. Turn it clockwise to move the paddle to the right; turn it counter clockwise to move the paddle to the left.

To Steer the Balls:

Some Breakaway and Breakthru games will feature Steerable Balls. In these games you can control the direction of the control knob clockwise to move the ball to the right; turn it counter clockwise to move the ball to the left.

To Catch the Ball:

Some Breakaway and Breakthru games feature Catch. When the balls make contact with your paddle, press the red controller. Continue to press the button and the ball will remain on the paddle, allowing you more time to carefully aim your shots. To release the ball, release the red controller button.

BREAKAWAY

GAME 1

Using a controller, players attempt to smash their way through the wall and score points.

GAME 2

This game features Steerable Balls so you can make every hit count.

GAME 3

Take a breather. This game features Catch, which gives you time to plan your strategy and aim.

GAME 4

Don't blink. The only time you'll see your Breakout wall is when the ball hits a brick. The rest of the time you're playing Breakout in the dark.

GAME 5

The pressure's on. The Timer at the top of the playfield records the time you take competing for the highest score.

GAME 6

The Timer provides the suspense. The Steerable Balls provide some of strategy moves you'll make during this game.

GAME 7

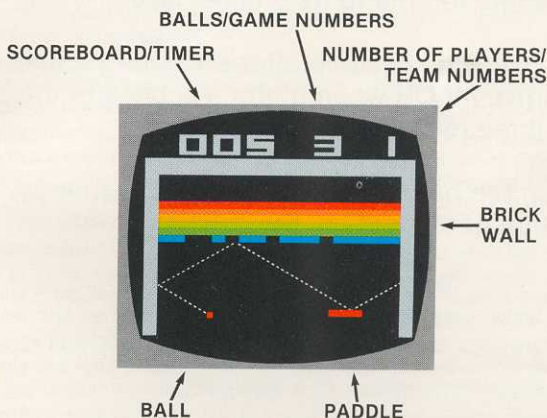
How long does it take? The Timer in this game will tick away the seconds as you aim your balls with Catch.

GAME 8

The wall lights up only when you hit a brick. Then you're playing in the dark again as the Timer records your game time.

BREAKTHRU

Breakthru is played the same way as Breakaway games. The only difference is the ball action. Once the Breakthru ball hits a brick, the ball continues to penetrate through the wall, hitting more bricks and scoring more points. Breakthru is plenty of fast ball action to test your skill.



GAME 9

POW! POW! POW! Make a direct hit on a brick and the ball continues traveling through the wall in this basic Breakthru game.

GAME 10

Steerable missiles increase your control over the ball during this fast game of Breakthru.

GAME 11

Slow the action down with Catch in this Breakthru game.

GAME 12

The Breakthru wall only appears when you hit a brick. During any other game play it's invisible.

PLAYING TIPS

- The paddle is divided into five sections. Note that the ball bounces off each section at progressively smaller angles after the third, seventh and eleventh hit. After the twelfth hit, the angle returns to its original size.
- The ball will speed up after the twelfth consecutive hit OR when it hits any brick in the top three rows. (Speed Bricks)
- When the ball makes contact with the center section of the paddle, the ball will jump.

Punch up your Video World and punch in another Sears Tele-GamesTM Cartridge

Punch another Sears Tele-GamesTM cartridge into your **Video ArcadeTM** and you're punching in new game action. From missions in outer space to racetrack competition. See the entire collection of Tele-Games cartridges today at your nearest Sears, Roebuck and Co. and start building a cartridge library of your favorite video worlds.

- **GUNSLINGER**—Step back into the Old West for a classic gunfight or some practice at target shooting. These 16 one and two-player games demand sharp aim and expert timing from gunslingers.
- **RACETM**—Get behind the wheel of a powerful race car to race around treacherous tracks, crash into targets and play tag. One or two players engage in 14 games of Race Driver, Crash n' ScoreTM, Tag and Ice Race.
- **PONG SPORTSTM**—Over 50 sports games are waiting for one, two, three or four players. Capture the excitement of the sports arena as you play PongTM, Super PongTM, Hockey, Soccer, QuadrapongTM, Table Soccer, Basketball, Volleyball and Handball.
- **BLACK JACK**—Place your bets and get ready for all the casino action of Black Jack. One, two or three players can enjoy the excitement of "Breaking the Bank," "Going Broke," "Doubling Bets," and more.
- **CHASETM**—The action of some of these games is for one or two players who like a mixture of strategy and a fast and furious chase. For slower paced fun, one or two players can express themselves with TV Graffiti. The action is never the same in these 14 games of Barricade, ChaseTM, and TV Graffiti.
- **TANK[®] PLUS**—Two players compete on a battlefield equipped with exciting features and fun. You can be a Tank Commander or a Fighter Pilot. These 27 games of Tank[®], Tank PongTM, Invisible TankTM, Biplane and Jet FighterTM take players into the daredevil world of battle.
- **TARGET FUNTM**—Twenty-seven games of TorpedoTM, Shooting Gallery, Missile and Anti-AircraftTM provide the setting for one or two players to test their aim in the air, underwater or at a simple shooting gallery.
- **SPACE COMBAT**—Blast off into space for thrilling space battles and suspenseful docking missions with an orbiting Space Station. One or two players can play these 17 space age games of Space CombatTM and Space Shuttle.

BREAKAWAY IV



Use the Standard Paddle Controllers with this Tele-Game™ Cartridge.
 Be sure to plug the controller cables firmly into the Video Arcade™ jacks.

BREAKAWAY IV
TIMED
BREAKAWAY
BREAKTHRU

Game Number	1	2	3	4	5	6	7	8	9	10	11	12
Steerable		Red				Red				Red		
Catch			Orange				Orange				Orange	
Invisible				Green				Green				Green