

# SPACE PIRATES™



Planet-hopping pirates led by the evil Captain Talon, have captured a ship of innocent space colonists. The player, a Star Ranger, must save the colonists and head off Talon's plans to rule the universe.

The player will face hordes of pirates in an effort to collect energy crystals from a variety of worlds. The crystals power the star splitter cannon, the only weapon that can blast Talon and his misfits into another galaxy. Space Pirates is a fast-paced adventure with bonus targets hidden throughout the game.

3DO, the 3DO logos and Interactive Multiplayer are trademarks and/or registered trademarks of The 3DO Company. The trademarks of The 3DO Company are used by American Laser Games, Inc. under license from The 3DO Company.

ALG595001

# SPACE PIRATES™



GUIDANCE FOR  
17 & UNDER

AMERICAN  
LASER GAMES, INC.

## END USER NOTICE

THE 3DO COMPANY SHALL NOT BE LIABLE TO THE END USER FOR ANY LOSS OF DATA, LOST PROFITS, COST OF SUBSTITUTE GOODS OR OTHER CONSEQUENTIAL, INCIDENTAL, SPECIAL PUNITIVE, OR OTHER DAMAGES OF ANY KIND ARISING OUT OF THE USE OF OR INABILITY TO USE THE SOFTWARE.

THE 3DO COMPANY MAKES NO WARRANTIES, EXPRESS, IMPLIED OR STATUTORY, REGARDING THE SOFTWARE, INCLUDING WITHOUT LIMITATION THE IMPLIED WARRANTIES OF MERCHANTABILITY AND FITNESS FOR ANY PARTICULAR PURPOSE, OR ANY EQUIVALENT WARRANTIES UNDER THE LAWS OF ANY JURISDICTION.

DO NOT USE A FRONT OR REAR PROJECTION TELEVISION WITH THIS PRODUCT. YOUR PROJECTION TELEVISION SCREEN MAY BE PERMANENTLY DAMAGED IF STATIONARY SCENES OR PATTERNS ARE PLAYED ON YOUR PROJECTION TELEVISION. SIMILAR DAMAGE MAY OCCUR IF YOU PLACE THIS PRODUCT ON HOLD OR PAUSE. IF YOU USE YOUR PROJECTION TELEVISION WITH THIS PRODUCT, NEITHER THE 3DO COMPANY NOR AMERICAN LASER GAMES WILL BE LIABLE FOR ANY RESULTING DAMAGE. THIS SITUATION IS NOT CAUSED BY DEFECT IN THIS PRODUCT OR THE 3DO SYSTEM; OTHER FIXED OR REPETITIVE IMAGES MAY CAUSE SIMILAR DAMAGE TO A PROJECTION TELEVISION. PLEASE CONTACT YOUR TV MANUFACTURER FOR FURTHER INFORMATION.

THE EXECUTION OF SOFTWARE WITH THE 3DO SYSTEM INVOLVES THE USE OF PATENT RIGHTS, GRANTED OR APPLIED FOR, IN CERTAIN COUNTRIES. A PURCHASER OF THE 3DO SYSTEM IS LICENSED TO USE SUCH PATENT RIGHTS WITH SOFTWARE LICENSED BY THE 3DO COMPANY. NO LICENSE, IMPLIED OR OTHERWISE, IS GRANTED FOR THE EXECUTION OF OTHER SOFTWARE.

### Handling Your American Laser Games Compact Disc:


- Avoid touching the disc's surface by holding the disc by its edges or with your thumb on the edge and one finger on the center.
- Clean the disc by wiping it with a soft, dry cloth in smooth motions from the center out to the edge. Do not use any type of solvents or anti-static spray.
- Do not expose the disc to direct sunlight or sources of intense heat.

# SPACE PIRATES™

Space Pirates is a trademark and © 1994, 1995 of  
American Laser Games, Inc.  
All Rights Reserved.



4801 Lincoln Rd. NE, Albuquerque, NM 87109



## **RUNNING SPACE PIRATES:**

The game comes up in a looping mode where it displays various scenes from the game. To start the game, press "stop" button (game pad) or the option button (lightgun) to bring up the menu screen. The menu shows various selections the user can make. To select a given item move the cursor over the item and press the "A" button or shoot that item with the lightgun.

## **START:**

The "start" selection starts a new game.

## **QUIT:**

The "quit" selection exits the game.

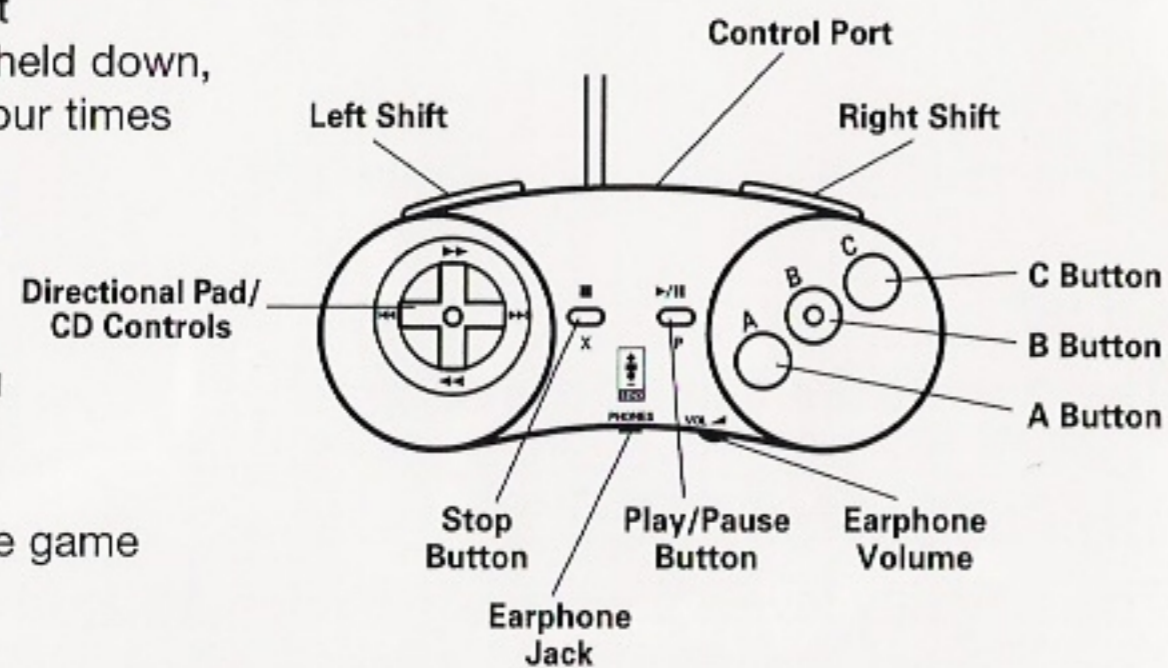
## **DIFFICULTY LEVELS:**

The difficulty levels are chosen in increasing order of difficulty from easiest (Rookie) to toughest (Ranger). Difficulty level can be adjusted at any time during the game from the menu screen.

## USING THE CONTROL PAD:

When the control pad is used, the cursor is a hand holding a gun which is aimed by using the sight on the gun. The buttons are defined as follows:

- **"A" button:** Fires the gun
- **"B" button:** When held down, the cursor moves twice as fast
- **"C" button:** When held down, the cursor moves four times as fast
- **Control Right Shift:** Fires the gun
- **"X" Stop button:** Brings up the menu screen
- **"P" Pause button:** Pauses/resumes the game




The gun will fire as long as there are bullets in cylinders shown on the screen. When the cursor is moved to the bottom of the screen, the gun is lowered to point to the ground. By pressing the "A" button or the Control Right Shift button while the gun is pointing at the ground, the gun is dropped into the holster briefly to reload.

## CONTINUE:

The "continue" selection continues the game. A game has to be in play to use the continue option. If the player is in the middle of a game, the game continues where it was when the menu screen was selected. If all of the player's lives have been lost, the game can be continued NINE times - three lives per continue. In case of a two player game, switching to a one player game does not cost a continue.

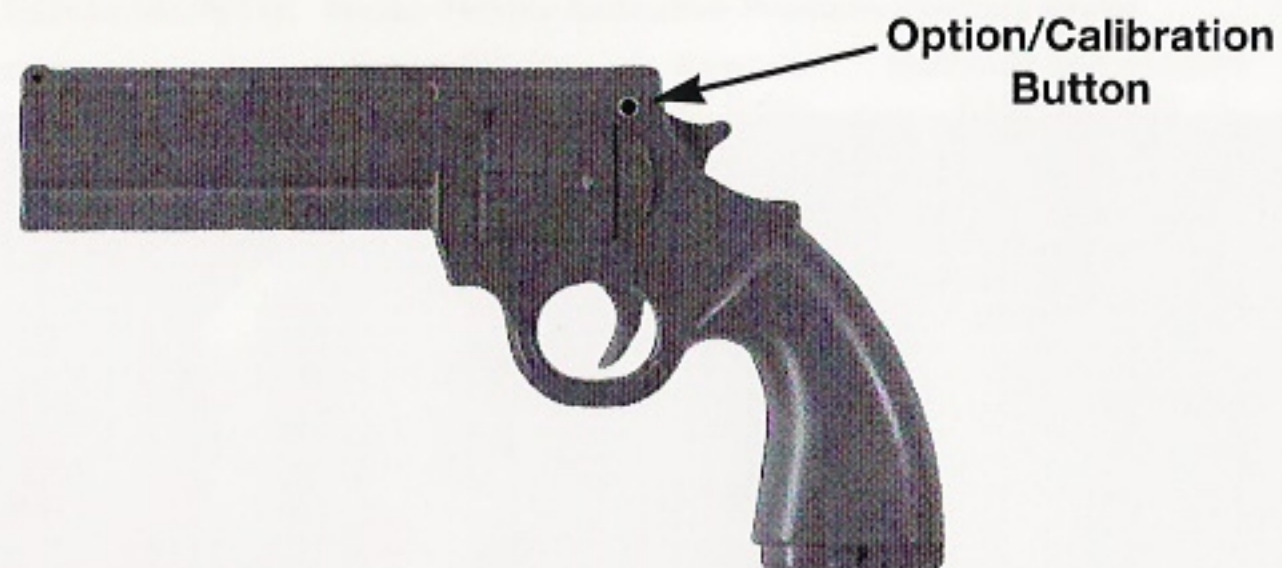
## 1 PLAYER/2 PLAYER:

Pressing this selection toggles between a one or two player game. If a two player game is selected, then both players play at the same time. Each player has a separate score, bullets and lives. Player one has red laser blasts, a red score and a flesh-colored hand with gun cursor (when using a game pad). Player two has blue laser blasts, a blue score and a blue-colored hand with gun cursor. Player one's game pad/lightgun/mouse should be first in the daisy chain followed by player two's game pad/lightgun/mouse.



### **CALIBRATE:**

- 1) This option is valid for the lightgun and can only be used if a lightgun is present.
- 2) The option button is located on the upper left side of the lightgun. Refer to diagram of lightgun.
- 3) A distance of four feet is considered the best accuracy range for calibrating and playing.
- 4) Shoot at "calibration" option on the menu screen or press the option button to make the "Calibration Menu" come up.
- 5) Take careful aim at the center of bullseye on the calibration screen and shoot once.
- 6) If not satisfied with the new gun calibration, press the option button to repeat the calibration procedure.
- 8) Calibration should now be complete. Shoot "Exit" option to return to the main menu.
- 9) This calibration sequence can be repeated at any time.



### **USING THE LIGHTGUN:**

With the lightgun there is no cursor on the screen. The gun is fired by pulling the trigger and a bullet hole will appear briefly on the screen. The gun is loaded by pointing it away from the TV screen and pulling the trigger. The menu screen is brought up by pressing the option button.

### **3DO MOUSE:**

The left button on the 3DO Mouse is used to fire and make selections from the menu screen. The left button is the only button needed for Space Pirates. Move the mouse cursor (hand-and-gun) on the target when aiming and shooting. To reload, move the hand-and-gun to the bottom of the screen. To stop or pause, drag the cursor to bottom left corner and press left mouse button.



**ACKNOWLEDGEMENTS: Space Pirates Executive Producer: Robert Grebe**

<b>Programming</b>	<b>Sound Effects</b>	<b>Artwork</b>	<b>Hardware and Support</b>
Durwin F. De La Rue	Gino Rascon	Jeff Baker	Jimmy Martinez
Noor Khawaja			
Nat Brown			

<b>Game Programmer</b>	<b>Dialog</b>	<b>Producer</b>	<b>Director/D.P.</b>
Pierre Maloka	Jim Pattison	David O. Roberts	Barry Kirk
<b>Producer/A.D.</b>	<b>2nd A.D.</b>	<b>Art Director</b>	<b>Asst Art Director/Effects</b>
Les Wells	Charlie O'Dowd	Ron Gard	Jeff Binns Calvey
<b>Key Grip</b>	<b>Stylist</b>	<b>Assistant Stylist</b>	<b>Props Assistant</b>
Mike Lamb	Kylene Wing	Nancy Harvin	Mary Jindrich
<b>Swing</b>	<b>Best Boy</b>	<b>Gaffer</b>	<b>Electrician</b>
Bob Willis	Alan Fulford	George Welch	John Stearns
<b>2nd Make-up</b>	<b>Script</b>	<b>Sound Recordist</b>	<b>Key Make-up</b>
Dori Green	Peggy Durkin	Eric Williams	Merle-Dean Sanchez
<b>Ultimate Engineer</b>	<b>Craft Services</b>	<b>Gun Wrangler</b>	<b>Engineer</b>
Mitch Kenison	Linda Pate	Utah Conner	Steve Denning
<b>Lead Carpenter</b>	<b>Scenic Painter</b>	<b>Production Assistants</b>	<b>Vehicles/Effects</b>
Paul Todesco	David North	Chris Alfieri	Wayne Elliott
<b>Paramedic</b>	<b>Office Manager SWP</b>	John Dwyer	<b>Location Manager</b>
Henry Towles	Rebecca Beall		Jim Cochran

**CAST**

<b>Talon</b>	<b>Talon's Sargent</b>	Katie Wells	<b>Pirates</b>
Mike Fleming	Don Perkins	Katie Wing	Barry Kirk
<b>Ursula</b>	<b>Ursula's Lieutenants</b>	<b>Talon's Lt/Stunts</b>	David O. Roberts
Jane Goold	Amy Lawrence	Lori Dillen	Utah Connor
<b>Paralax</b>	Henry Towles	Rusty Dillen	Les Wells
Ben Zeller	Pat Poole	<b>Pirate Stunt</b>	Ron Gard
<b>Volcano World Gypsy</b>	<b>Colonist Soldiers</b>	<b>Coordinator</b>	Linda Pate
Adrienne Bailey	Cara Leigh	Joey Hamlin	Charlie Johnson O'Dowd
<b>Pan Creature</b>	Kevin Wiggins	<b>Pirate Stunts</b>	<b>Pirate Women</b>
Jason Culver	<b>Colonists</b>	Al Hamlin	Kylene Wing
<b>Pan's Keeper/ Mrs</b>	Keith Wade	Ray Hamlin	Nancy Harvin
<b>Potts</b>	Zack Wade	Max Konz III	Carolyn Fleming
Jennifer Sharp	Arthur Alpert	Kenneth Raylon Dunn	Mary Jindrich
<b>Dragon's Teeth</b>	Rosemary Rozen	<b>Pirates</b>	Charlotte Baker
<b>Soothsayer</b>	Chris Whittaker	Deborah Chavez	<b>Clue /Givers</b>
Lee James	Mrs Barry Kirk	Ismael Calderon	George Welch
<b>Junkyard Medicine Man</b>	Melanie Kirk	Ricky Lee	Mike Lamb
David Denny	Neal Kirk	Shawn Blea	Merle Dean Sanchez
			Nancy Harvin